



5492 - 275th Street, Langley, BC V4W 3X7


[www.dayliter.com](http://www.dayliter.com)

1-800-268-4068

## ATCM Models & Sizes Sheet

| MODEL           | ATCM - OUTSIDE CURB DIMENSIONS | LOW E2 GLASS | LOW-PROFILE ACRYLIC DOME | PYRAMID | RIDGELITE |
|-----------------|--------------------------------|--------------|--------------------------|---------|-----------|
| 2028 (1X2)      | 17.5 x 25.5                    | •            | •                        |         |           |
| 2036 (1X3)      | 17.5 x 33.5                    | •            | •                        |         |           |
| 2040 (1x3)      | 17.5 x 37.5                    | •            | •                        |         |           |
| 2052 (1X4)      | 17.5 x 19.5                    | •            | •                        |         |           |
| 2428 (1.5 x2)   | 21.5 x 25.5                    | •            | •                        |         |           |
| 2828 (2X2)      | 25.5 x 25.5                    | •            | •                        | •       |           |
| 2836 (2X2.5)    | 25.5 x 33.5                    | •            | •                        |         |           |
| 2840 (2X3)      | 25.5 x 37.5                    | •            | •                        |         |           |
| 2852 (2X4)      | 25.5 x 49.5                    | •            | •                        |         | •         |
| 2864 (2X5)      | 25.5 x 61.5                    | •            | •                        |         |           |
| 2868 (2X5.5)    | 25.5 x 65.5                    | •            | •                        |         | •         |
| 2876 (2X6)      | 25.5 x 73.5                    | •            | •                        |         | •         |
| 28100 (2X8)     | 25.5 x 97.5                    | •            | •                        |         |           |
| 3636 (2.5X2.5)  | 33.5 x 33.5                    | •            | •                        | •       |           |
| 3652 (2.5X4)    | 33.5 x 49.5                    | •            | •                        |         | •         |
| 3668(2.5X.5.5)  | 33.5 x 65.5                    | •            | •                        |         | •         |
| 3676 (3X6)      | 33.5 x 73.5                    | •            | •                        |         | •         |
| 36100 (2.5X8)   | 33.5 x 97.5                    | •            | •                        |         | •         |
| 4040 (3X3)      | 37.5 x 37.5                    | •            | •                        | •       |           |
| 4052 (3X4)      | 37.5 x 49.5                    | •            | •                        |         |           |
| 4076 (3X6)      | 37.5 x 73.5                    | •            | •                        |         |           |
| 4242 (3.5x3.5)  | 39.5 x 39.5                    | •            | •                        | •       |           |
| 4280 (3.5x6.5)  | 39.5 x 77.5                    | •            | •                        |         |           |
| 5252 (4x4)      | 49.5 x 49.5                    | •            | •                        | •       |           |
| 5268 (4x5.5)    | 49.5 x 65.5                    | •            | •                        |         | •         |
| 5276 (4x6)      | 49.5 x 73.5                    | •            | •                        |         | •         |
| 52100 (4x8)     | 49.5 x 97.5                    | N/A          | •                        |         | •         |
| 6060 (5x5)      | 57.5 x 57.5                    | N/A          | •                        | •       |           |
| 60100 (6x8)     | 57.5 x 97.5                    | N/A          | •                        |         |           |
| 6476 (5.5x6)    | 61.5 x 73.5                    | N/A          | •                        |         |           |
| 64100 (5.5 x 8) | 61.5 x 97.5                    | N/A          | •                        |         |           |
| 7676 (6x6)      | 73.5 x 73.5                    | N/A          | •                        | •       |           |
| 76100 (6x8)     | 73.5 x 97.5                    | N/A          | •                        |         | •         |
| 100100 (8x8)    | 97.5 x 97.5                    | N/A          | •                        | •       |           |


\* Custom sizes are available only in GLASS. Please phone for a quote.




Acrylic Pyramid



Low Profile Acrylic Dome



Acrylic Flat top Pyramid



Flat Glass

Need a standard glass size skylight on a flat roof? Ask about our INSULITE! (Info available on our website [www.dayliter.com](http://www.dayliter.com))

**Sloped Roofs Only**

\*\* Glass Skylights MUST be on a pitch of at least 3:12 (14°) to avoid breaking the seal on the unit. You can, however, build a sloped curb to accommodate a flat roof.